

Product manual

paustian

**Paustian
Mirror
Mirror
Design
Maria Bruun**

Content

Maria Bruun	1
Paustian Mirror Mirror	2
Toolbox	4
Paustian Mirror Mirror wall mounting	5
Maintenance	7
Disposal	8
Guarantee	8

Read the entire user guide carefully before using the mirror. The user guide should always accompany the mirror.

Maria Bruun

Maria Bruun (b. 1984) completed her MA in Furniture Design at the Royal Academy of Design in 2012.

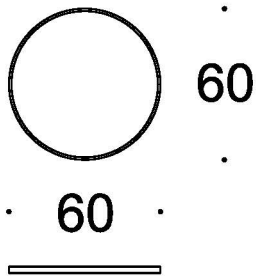
She has a passion for telling stories through materials, compositions and forms. She works with a minimalist idiom, but always has the courage to take a bold and surprising decision. She works with the relation to the consumer and use “element of surprise” that conscious communication.

Maria Bruun sees it as an important responsibility as a designer to try to push the boundaries of what the concepts of design and function actually contains.

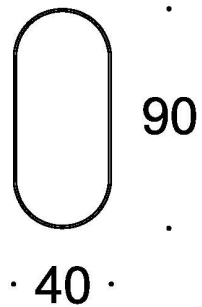
Mirror Mirror is created from experiments with the mirror spatial and personal psychological effects.

Paustian Mirror Mirror

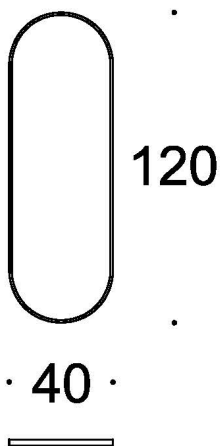
Round



Medium



Large



Paustian Mirror Mirror

Paustian Mirror Mirror, designed by Maria Bruun, was named Design of the Year at Design Awards 2014.

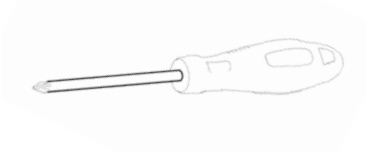
Paustian Mirror Mirror is a range of angled mirrors, which nestle into corners, ceilings, edges and surfaces. Reflecting multiple aspects of the room, the beholder and the story, Mirror Mirror is a surprising element.

The angled mirrors vary in size and function. With its minimal mirror surface, the smallest of the mirrors provides a slightly distorted picture of reality. The medium and large angled mirrors have a larger actual mirror surface, reflecting both the beholder and the room from different angles.


Mirror Mirror consists of a solid frame in natural oak with a “mirror” of high-gloss polished stainless steel. The back of the mirror is in oak veneer.

Toolbox

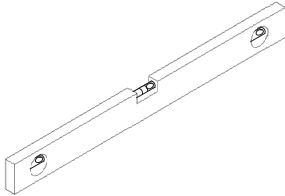
A Screwdriver



D Ruler

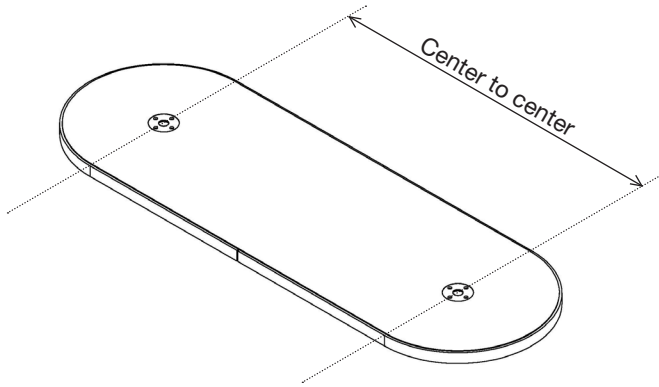


C Spirit Level




Mirror Mirror wall mounting

- 1 The mirror can be hanged both vertical and horizontal in the pre-mounted wall brackets. Before mounting the screws in the wall you should carefully measure the distance between the two wall brackets on the back..

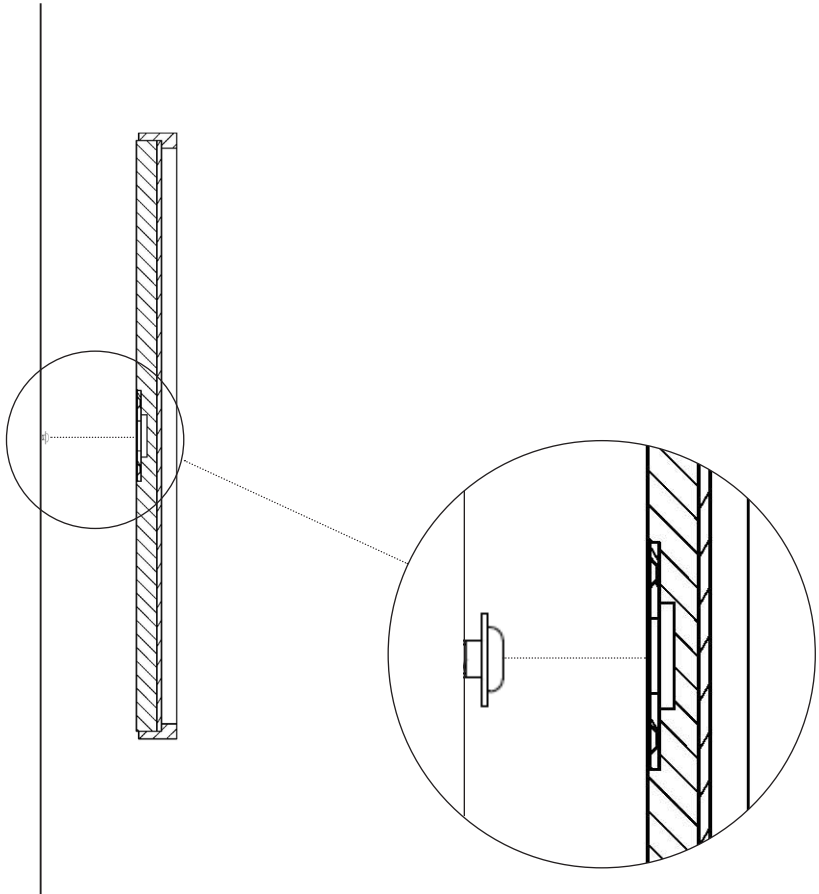


-
- 2 Take the same measurement as on the mirror on make marks where the screws are to be mounted. Always use plugs in the holes for the best securement of the mirror. Make sure to use the right screws and plugs for the wall..



Mirror Mirror wall mounting

- 3 Place the mirror carefully with the brackets on the screws.



Maintenance

The mirror may be wiped with a dry or a wrung damp micro fiber cloth. If a damp micro fiber cloth is used, the frame should subsequently be dried with a dry cloth.

The wooden frame may be wiped with a dry or a wrung damp cloth. If a damp cloth is used, the frame should subsequently be dried with a dry cloth.

Do not use alcoholic or acid based products for cleaning of the mirror. If this is necessary, then make sure to cover up the wooden frame before.

Disposal

On disposal, the brackets may be separated from the frame and recycled. The wood frame and glass are also recyclable. All woods used in this product are FSC certified.

Guarantee

Standard products are guaranteed for two years against manufacturing defects in the materials or construction. Wear and damages to the product are not covered by this guarantee. All dimensions are approximate.

Paustian A/S

Kalkbrænderiløbskaj 2
DK 2100 København Ø
Phone +45 39166565

Skovvejen 2
DK 8000 Århus C
Phone +45 86208989
paustian.com